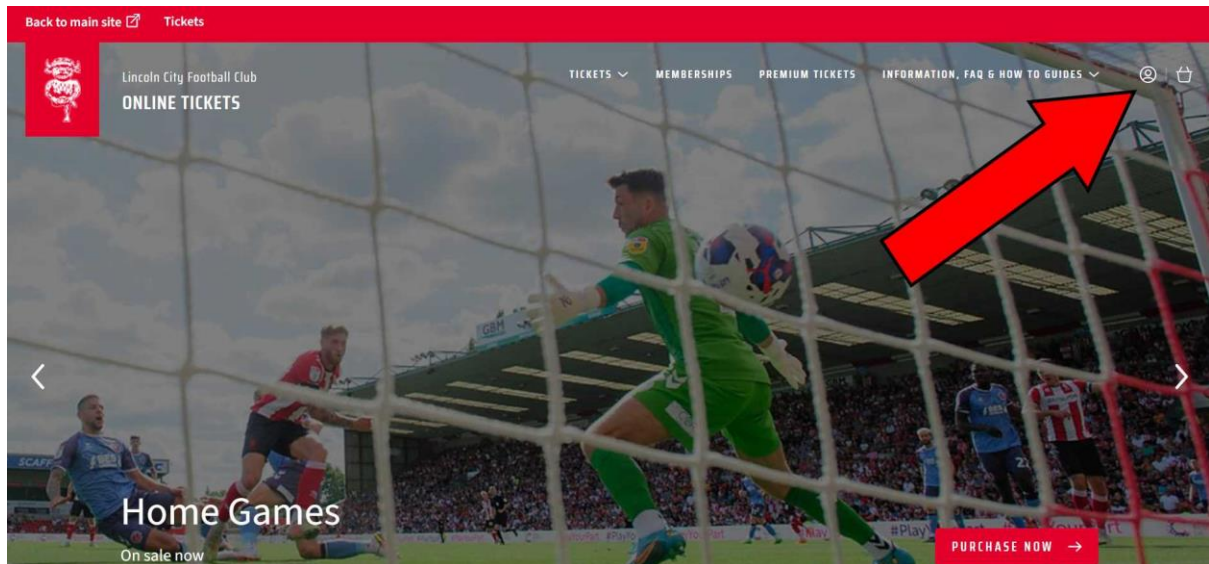
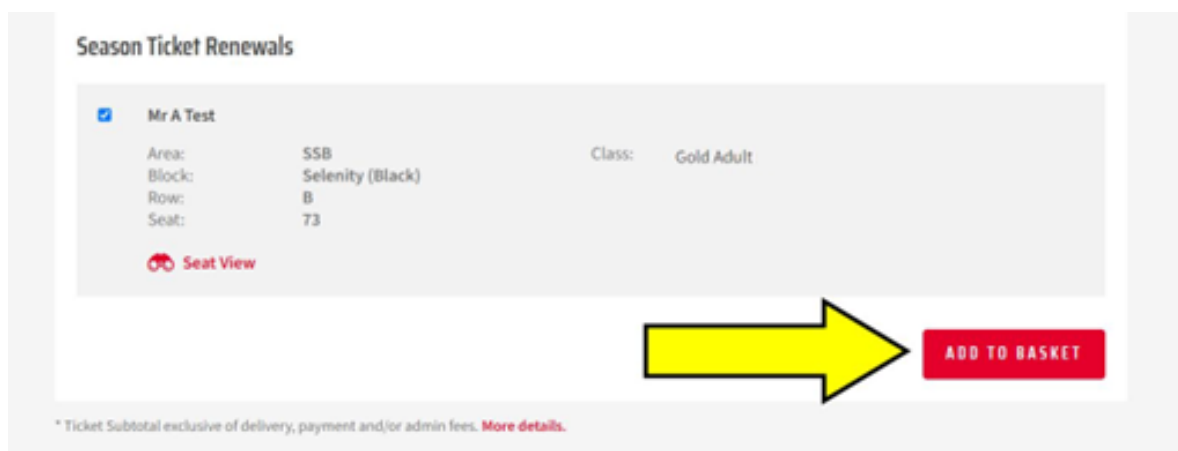


## How to renew a season membership:

- Head to our ticketing website [www.eticketing.co.uk/imps](http://www.eticketing.co.uk/imps) or go via our website [www.weareimps.com](http://www.weareimps.com) and select 'Tickets', then 'Buy Tickets Online'.
- Login to your account by clicking on the head and shoulders icon in the top right corner of the pages and entering your login details. Once logged in, you will be returned to the e-ticketing home page.



- Click on the head and shoulders icon again to bring your account menu up, and within the notifications section on the right-hand side of the home page an indicator will appear to show you have season ticket(s) to renew. Click the renew now link.
- Check that all your seat details are correct and ensure the boxes are ticked for the seats you wish to renew in this transaction; if you would like to apply for a seat swap, you will need to renew your current seat and wait for the seat swap window after the renewal windows – only at that point you will be able to swap your season membership seat, unless you are moving to the Rilmac Stand, in which case you will need to contact the ticket office. Please keep an eye on our website and social media channels for details at a later date for the seat swap window details.
- Select '**Add To Basket**'

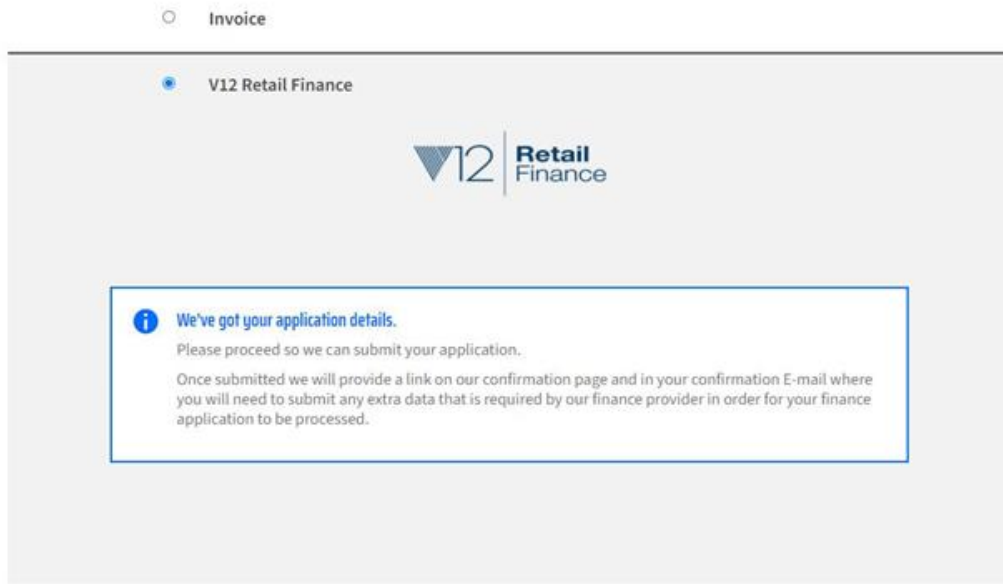


- From the drop-down menu, please select whether you would like a Gold membership or a Gold+ membership.

- There will be the option to add memberships for the Fan Player Scheme (FPS-£10) and Lady Imps Supporters Association (LISA-£3) to your basket. These can be purchased individually as well, or purchased in the Ticket Office.
- Membership purchases must be assigned to a supporter number. If you make an error, please press **Reassign**. Any unassigned memberships will display an error message.
- When selection is complete, please select **Proceed To Checkout**
- The next page allows you to select your method of payment, and gives you the opportunity to select a donation to the Lincoln City Foundation; the donation can be made towards to bottom of the page, underneath the payment methods. Please select your preferred option from the drop-down box.
- There is no delivery method option; all gold members will receive a new digital ticket ahead of the new season. If you have a physical card, these will work again for the new season UNLESS you have changed price category (e.g. change from Gold+ to Gold or change from an Under 18 to a Young Adult 18-21) or move seat. If that is the case you can request a new physical card to be reprinted at a cost of £3.00 and your card will be reprinted towards the start of the 23/24 season.
- Scroll back up the page and select your preferred method of payment.

## **FINANCE**


- By selecting the **FINANCE** option, you will be directed to the V12 Finance application page. Please read through before selecting NEXT.
- The following page confirms the 10 month plan. If you wish to proceed with finance, please select NEXT.
- Please complete the online application ensuring that all the requested information had been entered and all boxes completed. **An incomplete form may result in your application not being submitted.**
- Complete every section of the application which will include basic information on the applicant. Further details will be required at a later date direct with V12 Finance, once the checkout process is complete.
- Upon completion you will be required to select the tick box confirming you understand you're your credit file may be searched by V12 Finance, then select **Proceed** which will complete the first stage of your application for finance as a payment method.
- You will then receive a confirmation message and will be able to complete your order.
- Scroll down the page and select **Review Order**
- Review your order – after reviewing your order, please tick the box to acknowledge the Terms and Conditions before selecting **Complete Purchase** at the bottom of the page.



- You will be taken to the purchase confirmation page detailing the order along with a confirmation email sent to your inbox (please check spam/junk folders first if not received).



## CONFIRMATION


 **Thank you for your purchase!**

REFERENCE: 123174

You can always access your order in [My Account](#)

Please select the button below where you will be transferred to the V12 Retail Finances application site where you will need to complete a full finance application with V12 Retail Finance, including a full credit check.

Your contract starts when your finance application is approved and signed with V12 Retail Finance

 [COMPLETE FINANCE APPLICATION](#)

- You will need to click on the Complete Finance Application on this screen which will transfer you to the V12 Retail Finance application site. Here you will find the full finance application with V12 Retail Finance, including a full credit check.
- Your season ticket will be reserved until you have completed the application and been accepted for by V12 for finance.

## INVOICE

- Select the invoice option.
- Select **Review Order**.
- Review your order – after reviewing your order, please tick the box to acknowledge the Terms and Conditions before selecting **Complete Purchase** at the bottom of the page.
- You will be taken to the purchase confirmation page detailing the order along with a confirmation email sent to your inbox (please check spam/junk folders first if not received).
- You will need to make payment from your bank to the Lincoln City Football Club bank account no later than within 7 days of completing your purchase.
- The bank details are as follows, and will be on the email confirmation you receive:
  - Bank Account Name – Lincoln City Football Club
  - Sort Code – 53-81-15
  - Account Number – 81688172
- Please use your Lincoln City Supporter Number as the reference when transferring money through you bank. This can be found on your email confirmation after your name.

### Season Membership

Member	Area	Block	Entrance	Row	Seat	Class	Face Value
Mr A Test (020878)	KK5	KryptoKloud 5	Gates 21- 23	E	91	Gold Adult	£365.00
Subtotal fac							£365.00

#### For Invoice Payments

Bank Account Name – Lincoln City Football Club

Sort Code – 53-81-15

Account Number – 81688172

**IMPORTANT.** Please use your supporter number as the reference when making payment.